

Sundaram BNP Paribas Select Thematic Funds

CAPEX Opportunities-Growth • CAPEX Opportunities-Dividend

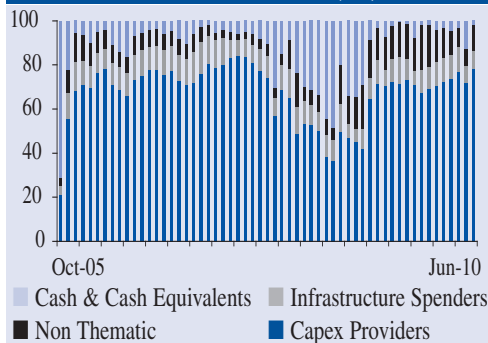
Positioning: Capex/Infrastructure

Benchmark: BSE Capital Goods Index

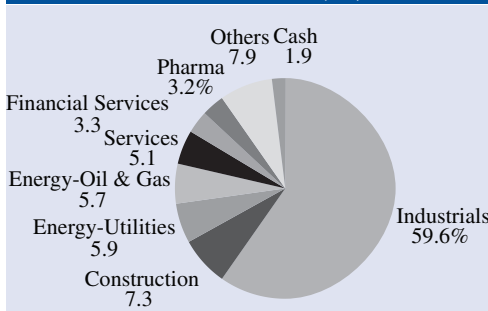
Fund Manager: Srividhya Rajesh; She has experience of 14 years and is managing this fund since its launch in September 2005.

Portfolio Stance: The fund maintains an allocation to equity at about 98% of the assets, an increase of about 10 percentage points in June. The fund's mandate is to focus on beneficiaries of infrastructure/capex spend story in India under normal circumstances. The fund maintains its exposure to engineering and construction is north of 60%. The fund has used the enabler of investing outside the theme up to 30% only to a modest extent since its launch as is clear from the graphic on the right panel. At the end of last month, the exposure was less than 10%, which is in close to the long-term trend in the fund. The portfolio has had a mid- and small-cap tilt, as valuation differentials stay attractive and given the nature of the universe of stocks tracking the theme.

Portfolio Profile (%)



Sector Profile (%)



Sector Profile and Portfolio Profile are based on Growth Option of the scheme.

Weighted Average Market Cap: Rs 24,727 crore
Median Market Cap: Rs 4,480 crore

Fund Size (G): Rs 547 crore

Fund Size (D): Rs 493 crore

Portfolio

Security	G	D
Larsen & Toubro	9.1	9.0
B H E L	7.1	7.0
Siemens India	4.3	4.3
Crompton Greaves	3.3	3.3
Hindustan Dorr	3.0	3.1
Areva T & D	2.7	2.6
McNally Bharat	2.6	2.6
Alstom Power	2.4	2.5
Bharat Electronics	2.3	2.2
Indraprastha Gas	2.2	2.3
TRF	2.2	2.2
Nitin Fire	2.2	2.4
Lanco Infratech	2.2	2.2
I D F C	2.1	2.2
Aegis Logistics	2.1	2.1
J Kumar Infra	2.1	2.1
Honeywell	2.0	2.3
Patel Engineering	1.7	1.7
Lupin	1.7	1.3
Gammon India	1.7	1.7
Ahluwalia Contract	1.6	1.7
Dish TV	1.6	0.8
GVK Power	1.6	1.6
Texmaco	1.5	1.4
Sadbhav	1.5	1.6
Thermax	1.5	1.6
Torrent Pharma	1.5	1.5
Welspun Gujarat	1.4	1.4
Kalpataru Power	1.4	1.5
Spicejet	1.4	1.1
H C C	1.4	1.4
A C E	1.4	1.4
Power Trading	1.3	1.3
AIA Engineering	1.3	0.9
Gujarat Petronet	1.3	1.3
G E Shipping	1.3	1.3
A B B	1.2	1.0
Cummins India	1.2	1.2
Atlas Copco	1.2	1.2
Triveni Engineering	1.1	0.8
Elecon Engineering	1.1	1.2
BGR Energy	1.1	1.1
KSK Energy	1.1	1.0
Reliance Infrastructure	1.0	1.0
Jaiprakash Associates	1.0	1.0
KEC International	0.9	0.9
Yes Bank	0.8	0.9
R E C	0.8	0.8
Sesa Goa	0.7	0.7
Shree Cements	0.6	0.6
Lloyd Electric	0.5	0.6
IVRCL Infra	0.5	0.5
Adhunik Metaliks	0.4	0.5
K Bros Investment	0.4	0.4
Mundra Port	0.3	0.3
Sadbhav Rights	0.1	0.1
Equity	98.1	96.5
Derivatives	—	—
Debt	0.9	2.2
Cash/Others	1.0	1.3

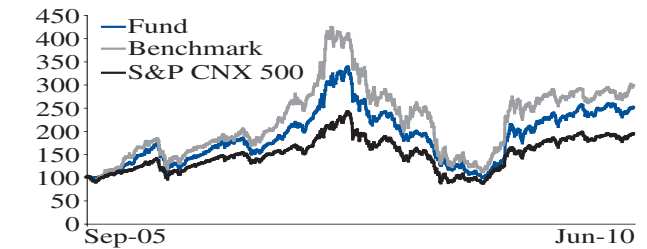
Number of Stocks: 56
Turnover (%): 146

NAV (Growth): Rs 25.0468

NAV (Dividend): Rs 13.1801

Performance Period	Change in NAV (%)			Returns (%)		
	Fund	Benchmark	CNX 500	Fund	Benchmark	CNX 500
Since Inception	150.5	198.3	93.7	21.3	25.8	14.9
Last 3 years	25.2	19.6	21.9	7.8	6.1	6.8
Last 2 years	35.8	45.9	38.0	16.6	20.8	17.5
Last 1 year	27.5	14.9	27.4	27.5	14.9	27.4

Relative performance for Rs 100 invested at launch



Fund: Rs 250 **Benchmark:** Rs 298 **S&P CNX 500:** Rs 194

Value of Rs 1000-a-month SIP

Period	Investment	Fund	Benchmark
Since Inception Returns		16.7%	18.4%
Since Inception Value	57,000	84,562	88,030
Last 3 years	36,000	47,019	46,889
Last 2 years	24,000	34,807	35,139
Last 1 year	12,000	13,145	13,181

Performance Analysis (Based on returns)

	Fund	S&P CNX 500	
Average Annual Mean	26.70	19.66	
Standard Deviation	39.73	33.70	
Beta	1.09	1.00	
Sharpe Ratio	0.48	0.36	
Sortino Ratio	0.81	0.48	
Treynors Index	17.47	12.01	
Alpha	5.96	Correlation	0.92

Past performance may or may not be sustained in future. Returns/investment value are as of June 30, 2010. Returns are on a compounded annual basis and computed using NAV of Growth Option. SIP values are in rupees. Performance Analysis on annualised basis using month-end NAVs since launch.

Dividend-last 3 years (For history refer page 27)

Record Date	%	Rs. per unit	Record Date NAV
19/10/07	40.0	4.00	23.4271
19/06/09	20.0	2.00	14.8899
25/09/09	10.0	1.00	15.1334
05/03/10	25.0	2.50	15.4664

Dividend is declared on the face value of Rs 10 per unit. After declaration and payment of dividend, the ex-dividend NAV will decline to the extent of the dividend payment.

Fund Facts: An open-end equity scheme • **Launch:** September 2005 • **Bloomberg:** SUNCAPG IN SUNCAPD IN • **Plans:** Regular, Institutional • **Options:** Growth, Dividend Pay Out, Dividend Sweep, Dividend Re-Investment • **Minimum Amount:** Rs 5,000 • **SIP/STP:** Weekly Rs 1000, Monthly Rs 250, Quarterly Rs 750 **Terms of Offer:** NAV Exit Load: 1% if redeemed within 12 months from date of allotment **Disclosures:** Visit www.sundarambnp-paribas.in